

Name

DOB: 03-25-1945

ID: 1945.0325.57E5.EB74.0BCE.8B21

Central 24-2 Threshold Test

Fixation Monitor: Gaze/Blind Spot

Stimulus: III, White

Pupil Diameter: 4.9 mm

Date: 08-12-2014

Fixation Target: Central

Background: 31.5 ASB

Visual Acuity:

Time: 4:31 PM

Fixation Losses: 0/14

Strategy: SITA-Fast

RX: +3.25 DS DC X

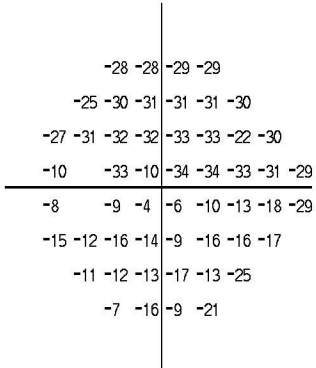
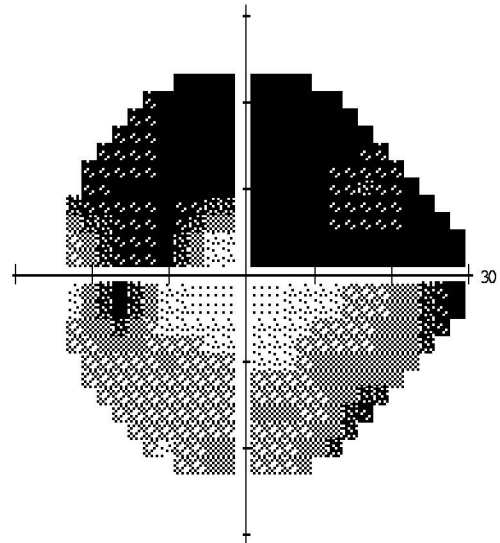
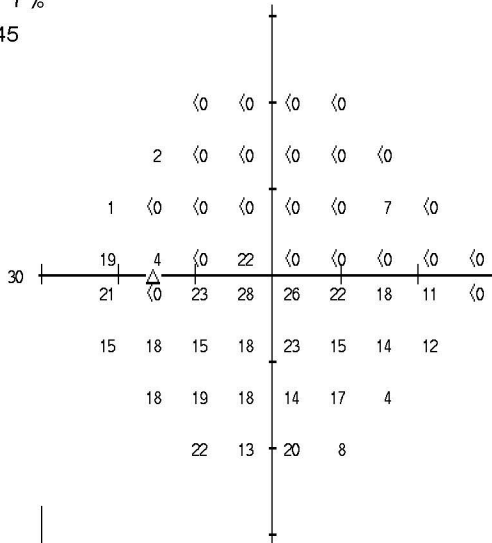
Age: 69

False POS Errors: 1 %

False NEG Errors: 7 %

Test Duration: 04:45

Fovea: OFF



Pattern Deviation not shown for severely depressed fields. Refer to Total Deviation.

GHT Outside Normal Limits

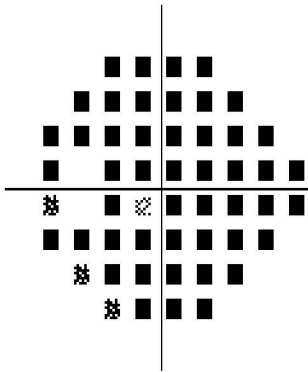
VFI 37%

MD -20.96 dB P < 0.5%

PSD 10.16 dB P < 0.5%

Total Deviation

Pattern Deviation



Pattern Deviation not shown for severely depressed fields. Refer to Total Deviation.

Jeffrey Sedgewick, M.D.
44121 Harry Bird Highway, ste 175
Ashburn, Va 20147
703-723-1981

