

Name:

DOB: 05-01-1955

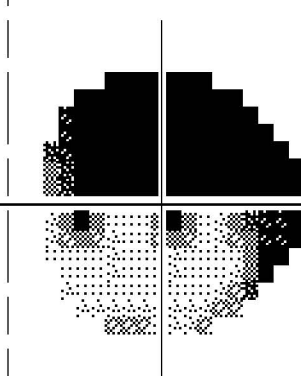
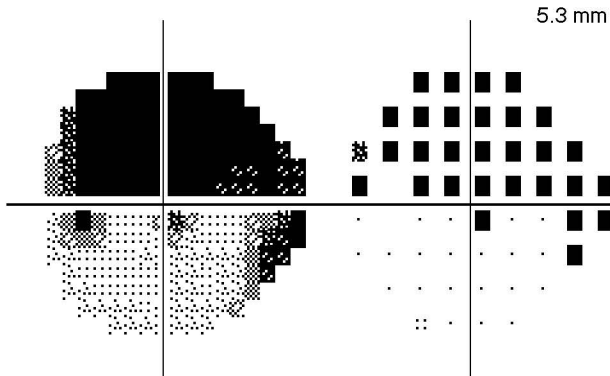
ID: 1955.0501.3CDB.CE44.2E38.E6B7

Baseline: SITA-Fast

Central 24-2 Threshold Test

Graytone Pattern Deviation  
07-10-2007 GHT: Outside Normal Limits

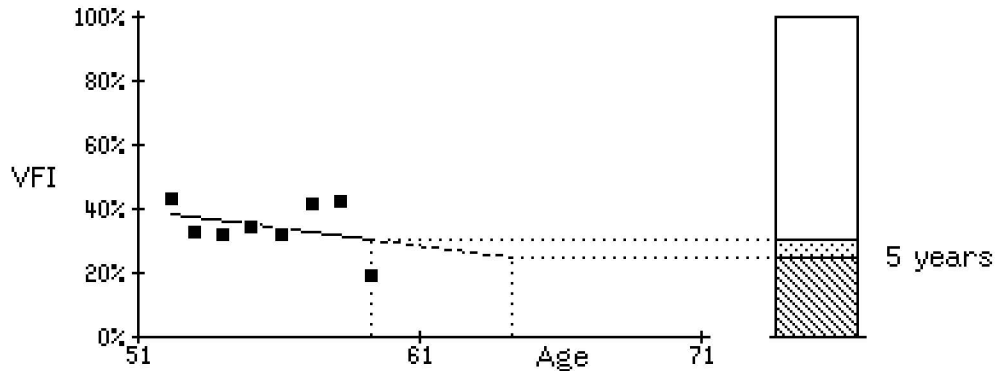
Graytone Pattern Deviation  
05-06-2008 GHT: Outside Normal Limits



Pattern Deviation not shown for severely depressed fields. Refer to Total Deviation.

FL: 0/12 FN: 9% FP: 0%  
Fovea: 36 dB MD: -19.54 dB P < 0.5%  
VFI: 44% PSD: 13.12 dB P < 0.5%

FL: 0/12 FN: 9% FP: 0%  
Fovea: 34 dB MD: -20.87 dB P < 0.5%  
VFI: 33% PSD: 13.22 dB P < 0.5%



Rate of Progression: -1.1 ± 3.0 %/year (95% confidence)

Slope not significant

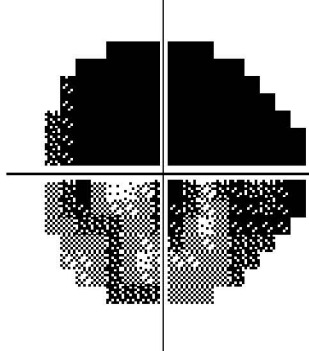
Follow-up

See Full GPA printout for complete analysis

Graytone Pattern Deviation  
08-13-2014 SITA-Fast GHT: Outside Normal Limits

Deviation From Baseline

Progression Analysis



Pattern Deviation not shown for severely depressed fields. Refer to Total Deviation.

	11	11	11	11			
	11	11	11	11	11	11	11
	5	11	11	11	11	11	11
	5	11	11	11	11	8	10
	0	12	2	5	1	-6	12
	-1	-6	-4	-3	-9	6	-11
	2	-7	6	2	-1	0	
	-2	-1	-2	2			

Progression Analysis not shown for severely depressed fields. Refer to VFI plot.

Fovea: OFF MD: -25.36 dB P < 0.5% FL: 0/13 FN: 25% FP: 0%  
VFI: 19% PSD: 8.52 dB P < 0.5%

\*\*\* Baseline MD is out of range \*\*\*

Previous Follow-up Exams:

06-19-2012 07-12-2013

- :: < 5%     ▲ P < 5% Deterioration
- ▨ < 2%     ▲ P < 5% (2 consecutive)
- ▩ < 1%     ▲ P < 5% (3+ consecutive)
- < 0.5%   X Out of Range

Notes:

Jeffrey Sedgewick, M.D.  
44121 Harry Bird Highway, ste 175  
Ashburn, Va 20147  
703-723-1981